

Information for IB December exams - students

Candidates should write in **black** or **blue** ink, but they should use **pencils** for drawings and multiple-choice papers.

Before the exam:

1. Please show up in time (10-15 minutes before the exam starts). Make sure you keep 2 m distance while waiting and remember to use masks.
2. Candidates are allowed to **use simple dictionaries in non-language examinations**. Please ask invigilators about the dictionaries, you cannot bring your own. You could ask for dictionary in advance, by e-mailing Guðmundur (gud@mh.is) or Soffía (soffia@mh.is).
3. Rough paper is not allowed.
4. Make sure you use calculator that is permitted by the IBO. The memory should be erased before each exam.
5. Entrance into the examination room should be in quiet manner.
6. Candidates should leave their stuff away from their desks.
7. Remember to turn off all mobile phones.
8. Candidates can bring water bottles to the room, other drinks and food not permitted.

Start of the exam:

9. Please bring only pens/pencils, eraser, ruler and a calculator (if applies) to your desk. Pencil case is not allowed.
10. Remember that handwriting must be legible.
11. Candidates have **5 minutes reading time** at the start of each examination (except for multiple-choice examination papers (BIOL, CHEM, PHYS), if applies). Message from invigilator: *“You will have 5 minutes to read the questions carefully. During this reading time you are not allowed to write, (refer to dictionary), highlight questions or use a calculator. You may now open your examination paper. Your reading time starts now”*.
12. [After 5 min]: *“Your reading time is over. You have [state time allowed] for this examination paper. You may start to write. The time now is [give the precise start time].”*

During the exam:

13. A candidate must be supervised during a temporary absence from the examination room. There must be **no communication** with any person other than the person who is supervising the candidate. Students are not allowed to leave the first hour and not the last 15 minutes.

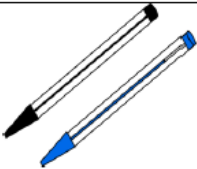

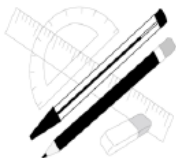
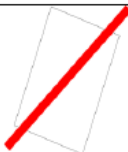



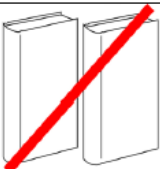
At the end of the exam:

14. Candidates are informed when **15 minutes** are left: *“The time remaining is 15 minutes”*. Please note, in cases where two different exams are taking contemporaneously, they may be of different length.
15. At the end: *“The examination has ended. Please stop writing immediately. Do not make any additions or amendments to your answers. Wait until examination papers have been collected”*.
16. Please sit still until all examination papers have been collected.
17. Candidates should leave the examination room in quiet manner.

Guðmundur Arnlaugsson, head of exams: 690-0650.
Soffía Sveinsdóttir and Guðmundur Arnlaugsson
November 27th 2020

Following items are permitted and not permitted:

The table below indicates which items are permitted for use during the examinations and which items are not permitted.

Items permitted		Items not permitted	
	A pen with black or dark blue ink		Correction fluid/pens
	General stationery (ruler, eraser, protractor)		Rough/scratch paper
	Pencil with a soft lead (for dark lines)		A bilingual translation dictionary for studies in language and literature, and language acquisition examinations (please note the exception for classical languages)
	A bilingual translation dictionary for all subject groups except studies in language and literature, language acquisition and classical languages examinations		Notes, books, guides or reference material of any kind